






Date: November 14th – 17th, 2011

Term 1

Reception

Weekly Learning Guide



<p>Literacy</p> 	<p>Mathematics</p> 	<p>Physical Development</p> 
<p>Introduce phonic sounds g and o using Jolly phonics action songs and bingo game.</p> <p>Activity - Draw and decorate a picture of an octopus for the sound o.</p> <p>Introduce Tricky Words – <i>we</i> and <i>me</i>.</p>	<p>Focus - Use comparative language in measurement (e.g. bigger, small, taller, and shorter).</p> <p>Activity - Children paste pictures of the stages of plant growth in correct order into their journals (smallest to biggest).</p>	<p>Focus- Continuing with ball skills</p> <p>Activity – Throwing and catching smaller sized balls.</p>
<p>Personal, Social, and Emotional Development</p> 	<p>Unit of Inquiry</p> <p><i>My Family and I</i></p> 	<p>Arabic/Islamic</p>
<p>Learning to wash hands properly.</p> <p>Sing a song while washing hands. When song is finished, so is washing of hands.</p> <p>Song that can be sung:</p> <p>Twinkle, twinkle little star, Look how clean my two hands are. Soap and water wash and scrub, Get those germs off rub a dub. Twinkle, twinkle little star, Look how clean my two hands are!</p>	<p>Focus – What are the parts of a plant?</p> <p>Activity – Draw, paint or collage a plant picture that shows the different parts of a plant.</p>	<p>Focus – On the alphabet</p>